

Sida loo isticmaalo Qalinka Puregon Pen®

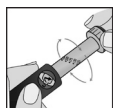

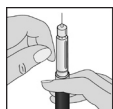
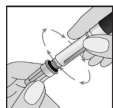
Waaxa jira labo cunsur oo muhiim ah oo ay tahay inaad baratid:

1. Ku rakib qalinka dhalada daawadu ku jirto.
2. Kuna siyaadi daawada Peregon.



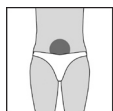
Sida loo diyaariyo duritaanka:

1. Kala bixi qalinka.
2. Dhex geli dhalada isla markaana qalinka xidh.
3. Ku gijji irbadda dhexdeeda si adag isla markaana ka saar irbadda daboolka.
4. Haddii dhibicda la arki waayo, leexi qataarka kuuro-sixitaanka hal mark isla markaana ku riix batoonka duritaanka.
5. Ku salee kuuradii lagu qoray adigoo leexinaya qataarka kuuro-sixitaanka dhanka saacaddu u socoto maahee dhanka kale.
6. Haddii aad si aan ula kac ahayn u dhaafisid qataarka kuuro-sixitaanka (IU) kuuradii lagu qoray meel dhaafsiisan, ha u celin qataarka xagga dambe. Intii aad yeeli lahayd sidaas, ku sii wad inaad u sii furtid dhinaca saacaddu u socoto maahee dhinaca kale intay doonto ha socotee.
7. Marka xiga, ku riix batoonka duritaanka gebi ahaanba isla markaana u leexi qataarka kuuro-sixitaanka goobta saxda ah ee kuurada. Sidaa markaad yeeshid, waxaad ka hortageysaa wixii daawo khasaarin ah.

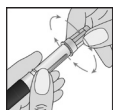
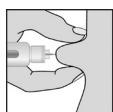


Sida loo qaato duritaanka:

Puregon waxaa lagu duraa ubucda ka hooseysa maqaarka oo ah halka ka hooseysa xudunta.



1. Isku hal meel marna ha iska durin waqti kasta, meelo kale gaarsii oo iska mud.
2. Kor u qaad meesha aad duraysid adigoo maqaarka ku tuujinaya suulka iyo farta hore dhexdooda. Adigoo isticmaalaya gacanta kale, kaga mud irbadda maqaarka kulligeed xagasha midig. Kulligiis ku tuuji batoonka duritaanka isla markaana sug ilaa shan daqiiqo.
3. Marka xiga irbadda siib ado isticmaalaya daboolka irbadda. Mrka xiga tuur irbadda sida ay dhigayso tafaasiisha aad ka heshay shaybaarku. Haddii aad isku durtay dhammaan kuuradii oo dhan, nambar-ka 'eber' waa in laga arki karaa shaashadda soo bandhigta kuurada.



Isdhaafsiga dhalada daawada

Haddii, kahor ama inta lagu jiro nidaamka is duritaanka, aad aragtid in daawo ku filani aysan ku jirin dhalada yarta ah ee daawada, waxaa jira labo ikhtiyaar:

1. Waad iska tuuri kartaa dhalada yar, isla markaana gashan kartaa mid cusub, isla markaana isku mudeysaa duritaanka.
2. Waad dhammaysan kartaa waxyaabaha dhalada ku jira markaa kadibna ka samaysan kartaa intii ku hartay dhalo yar oo cusub.

Kala xiriir dhakhtarkaaga ama kalkaaliyahaaga haddii shaki kaaga jiro waxyaabaha ku saabsan sida loo qaato duritaanka! Ogsoonow in had iyo goor daawada dhalada yar ku jirtaa ay ka yar tahay sida lagu sheegayo xaashida daawada lagu sharraxayo. Maahan muhiim haddii aad ka baaqsatid ogaanshaha in daawo aad yari ku jirto dhalada kahor markaad dhammaysatid duritaanka. Shaashadda kuurada bandhigtaa waxay ku tusaysaa inta daawo ah ee maqan.

Tafaasiisha nabadgelyo ahaaneed

- Qalinka (Puregon Pen) waxaa loo isticmaali karaa oo keliya daaweynta hal qof oo khaas ah.
- Qalinka (Puregon Pen) waxaa lagu isticmaali karaa oo keliya dhalooyinka yar yar ee daawada ee loo yaqaan (Puregon ampoules).
- Ku kaydi qalinka oo ay weheliyaan dhalooyinka daawadu qaboojiye darajadiisu tahay (+2 – +8°C Digrii Sentigarayd) ama qol heerkulkiisu yahay (ugu badnaan +25° C Digrii Sentigarayd) ilaa 3 bilood ugu badnaan.

