

How to use Orgalutran[®]

Involuntary childlessness is a problem that is shared by more than a half million persons in Sweden. Many people want to have children and when this wish cannot be fulfilled, this can be devastating. With the aid of modern technology and new drugs, the possibility exists today for many couples to be assisted in having children.

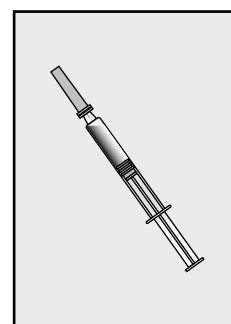
Puregon[®] supplied by Schering Plough is a follicle-stimulating hormone-based compound which is used under controlled forms to stimulate the maturing of eggs. Orgalutran prevents the premature release of the hormone, LH (luteinizing hormone).

This users' instruction leaflet is meant to show how you can use Orgalutran. A similar instruction leaflet is available for Puregon.

What is Orgalutran?

Orgalutran is a Gonadotropin releasing hormone-antagonist. Orgalutran comes ready-mixed in a filled syringe. Thus it is easy to administer. Orgalutran is administered in conjunction with Puregon it is available in packages of one or five syringes.

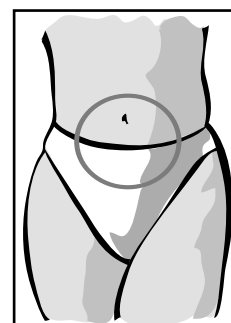
1. Take out package containing Orgalutran. Always check the solution before using. The solution should be free of particles.



How is Orgalutran used?

1. Orgalutran is injected once per day, at approximately the same time.
2. Your doctor will decide which day you begin using Orgalutran.
3. Orgalutran is injected into the skin below the navel. The injection site should be different for each day. Use different injection sites for Puregon and Orgalutran.
4. You will receive information from your doctor or paediatrician about the time of the last Orgalutran injection.

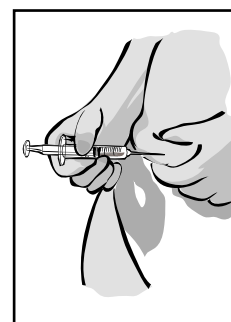
2. Orgalutran should be injected below the skin. The best injection site is the skin just below the navel, slightly to the right or the left. Vary the injection site from day to day. It is not necessary to disinfect the injection site.



How should Orgalutran be stored?

Orgalutran is light-sensitive and should be stored inside the packaging at room-temperature. Ensure that it is stored outside the reach of children.

3. Raise the injection site by squeezing the skin between the thumb and forefinger. Hold the syringe like a pen and push in the entire needle with a firm vertical stroke in the way that your nurse demonstrated to you. Empty the syringe by slowly and evenly pressing in the plunger. Afterwards, pull the needle out and dry the injection site.



For more information on Orgalutran's scope of use and conditions of effectiveness, read the leaflet enclosed with the package

Schering-Plough

Schering Plough AB P.O. Box 6185, 102 33 Stockholm. Tel 08 522 21 500. Fax 08 522 21 501. www.schering-plough.se

Orgalutran[®]
ganirelix
Injektionsvätska, lösning 0,25mg / 0,5 ml

fertilitetsguiden.nu